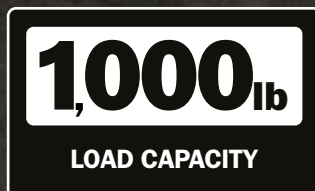




JOBSITE SERIES™ 6' BAKER

- 1,000 lb load capacity
- Stackable up to 3 units high for 24' reach
- Double Locking 5" Casters
- Quick and easy height adjustment
- Meets ANSI, CSA and OSHA

METALTECH®



**BUILT TOUGH FOR
SAFETY**

JOBSITE SERIES™ 6' BAKER

STURDY ½" PLYWOOD
WITH STEEL
REINFORCEMENTS



STACKABLE UP TO
THREE UNITS*

COMPATIBLE WITH:
BILJAX, BUFFALO, WERNER,
UST AND BUILDMAN 6'
DRYWALL BAKER**



1.5" SQUARE
TUBING

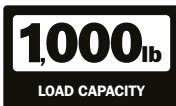


DOUBLE LOCKING
HEAVY DUTY
5" CASTERS




QUICK AND EASY HEIGHT
ADJUSTMENT
FROM 27 TO 73"

Platform height adjusts at 2"
increments from 27" to 73".
Double prong spring-loaded
locking mechanism.



6' BAKER	
ASSEMBLED DIMENSIONS (WxDxH)	74.75 X 29.75 X 75 IN. (189.9 X 75.6 X 190.5 CM)
PACKAGE DIMENSIONS (WxDxH)	75 X 30.5 X 5.25 IN. (190.5 X 76.2 X 13.3 CM)
WEIGHT	113.7 LB (516 KG)
LOAD CAPACITY	1,000 LB (454 KG). COMBINED WEIGHT OF USER + MATERIALS
WORKING HEIGHTS	FROM 27 TO 73 IN. (68.6 TO 185 CM). 2 IN. (5 CM) INCREMENT ADJUSTABLE HEIGHTS
REACH	12 FT (3.7 M). STACKABLE UP TO 3 UNITS HIGH FOR 24 FT (7.4 M) REACH*
PLATFORM	PLYWOOD DECK WITH PROTECTIVE STEEL EDGE BANDING
CASTERS	5 IN. (13 CM) DOUBLE LOCKING HEAVY DUTY
STANDARDS	ANSI, CSA AND OSHA
MODEL	I-CISC
UPC	778300200108

AVAILABLE OPTIONS



GUARDRAILS
SYSTEM*



SCAFFLOCK™
SAFETY BRAKES



39" HIGH EXTENSION



SET OF 14"
OUTRIGGERS*



TOOL SHELF



ADD-ON STORAGE SHELF



SET OF 46"
OUTRIGGERS*



SET OF
LEVELING JACKS



SET OF
BASE PLATES

*Stacking units requires the use of outriggers and guardrails. ** All trademarks and registered trademarks listed above are the property of their respective owners.



WWW.DILLONSUPPLY.COM

800.849.3900

Metaltech is a registered trademark of Metaltech-Omega inc. | www.metaltech-omega.com | NOTE: Pictures and descriptions in this brochure may differ from actual product. S-CISC-NA-EN01